



# MASTER TL-D Xtreme

## MASTER TL-D Xtreme 58W/840 1SL/25

Low-pressure mercury discharge lamp with a tubular 26mm envelope

### Product data

| General Information                 |                                  |
|-------------------------------------|----------------------------------|
| Cap base                            | G13 [ Medium Bi-Pin Fluorescent] |
| Life to 50% failures (nom.)         | 47000 h                          |
| Life to 50% failures preheat (nom.) | 79000 h                          |
| LSF 2000 h Rated                    | 100 %                            |
| LSF 4000 h Rated                    | 99 %                             |
| LSF 6000 h Rated                    | 99 %                             |
| LSF 8000 h Rated                    | 99 %                             |
| LSF 12000 h Rated                   | 99 %                             |
| LSF 16000 h Rated                   | 99 %                             |
| LSF 20000 h Rated                   | 99 %                             |

| Light Technical                      |                       |
|--------------------------------------|-----------------------|
| Colour code                          | 840 [ CCT of 4,000 K] |
| Luminous flux (nom.)                 | 5150 lm               |
| Luminous flux (rated) (nom.)         | 5150 lm               |
| Colour designation                   | Cool White (CW)       |
| Correlated colour temperature (nom.) | 4000 K                |
| Luminous efficacy (rated) (nom.)     | 88 lm/W               |
| Color rendering index (nom.)         | >80                   |
| LLMF 2000 h Rated                    | 96 %                  |
| LLMF 4000 h Rated                    | 95 %                  |
| LLMF 6000 h Rated                    | 94 %                  |
| LLMF 8000 h Rated                    | 93 %                  |
| LLMF 12000 h Rated                   | 92 %                  |
| LLMF 16000 h Rated                   | 91 %                  |

|                    |      |
|--------------------|------|
| LLMF 20000 h Rated | 90 % |
|--------------------|------|

| Operating and Electrical |         |
|--------------------------|---------|
| Power (Rated) (Nom)      | 58.5 W  |
| Lamp current (nom.)      | 0.665 A |

| Temperature               |       |
|---------------------------|-------|
| Design temperature (nom.) | 25 °C |

| Controls and Dimming |     |
|----------------------|-----|
| Dimmable             | yes |

| Approval and Application      |        |
|-------------------------------|--------|
| Energy efficiency label (EEL) | A      |
| Mercury (Hg) content (nom.)   | 3.0 mg |
| Energy Consumption kWh/1000 h | 68 kWh |

| Product Data                    |                                |
|---------------------------------|--------------------------------|
| Full product code               | 871150055886240                |
| Order product name              | MASTER TL-D Xtreme 58W/840 SLV |
| EAN/UPC – product               | 8711500558862                  |
| Order code                      | 55886240                       |
| Local Code                      | 58840XTREME                    |
| Numerator – quantity per pack   | 1                              |
| Numerator – packs per outer box | 25                             |
| Material no. (I2NC)             | 927983384014                   |

# MASTER TL-D Xtreme

|                    |                   |
|--------------------|-------------------|
| Net weight (piece) | 167.000 g         |
| ILCOS Code         | FD-58/40/1B-E-G13 |

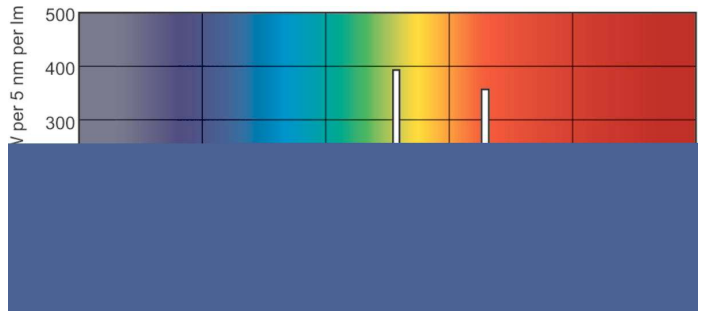
## Warnings and Safety

## Dimensional drawing

| Product                           | D (max) | A (max)   | B (max)   | B (min)   | C (max)   |
|-----------------------------------|---------|-----------|-----------|-----------|-----------|
| MASTER TL-D Xtreme<br>58W/840 SLV | 28 mm   | 1500.0 mm | 1507.1 mm | 1504.7 mm | 1514.2 mm |

## TL-D Xtreme 58W/840

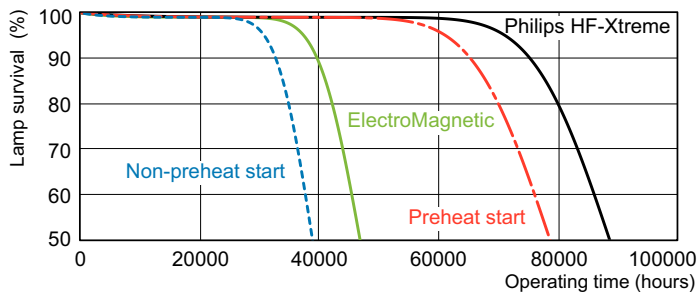
## Photometric data



## Lightcolour /840

## Lightcolour /840

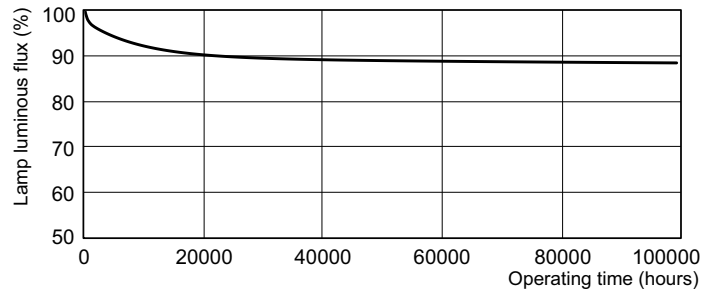
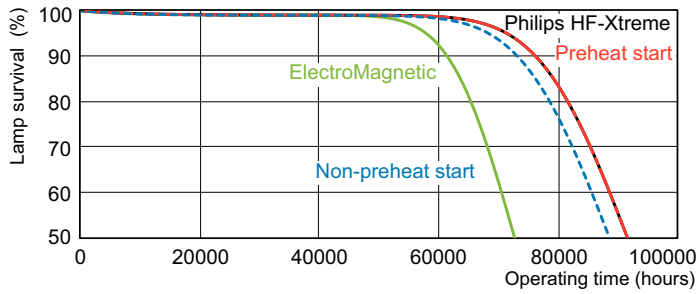
## Lifetime



## LDLE\_TL-D8LL\_0001-Life expectancy diagram

# MASTER TL-D Xtreme

## Lifetime



LDLE\_TL-D8LL\_0003-Life expectancy diagram

LDLM\_TL-D8LL\_0001-Lumen maintenance diagram

