

## OT FIT 75/220...240/1A4 CS L G2

OPTOTRONIC FIT CS L G2 | Linear / Area Constant Current – Non dimmable



### Product family features

- Line frequency: 0 Hz | 50 Hz | 60 Hz
- Versatile scope of application due to output power range of up to 75 W
- Supply voltage: 220...240 V
- Available with output current range: up to 1,400 mA
- SELV system

### Product family benefits

- Flexible current setting (DIPswitch – 4 currents)
- Lifetime: up to 100,000 h (temperature at  $T_c = 65\text{ °C}$ , max. 10 % failure rate)
- High efficiency
- High quality of light thanks to low output ripple current
- Fulfill safety requirement due to overload, overtemperature, Hot Plug protection

### Areas of application

- Linear lighting for office, education, industry, storage areas and retail
- Installation in emergency lighting systems according to IEC 61347-2-13, appendix J
- Suitable for luminaires of protection class I

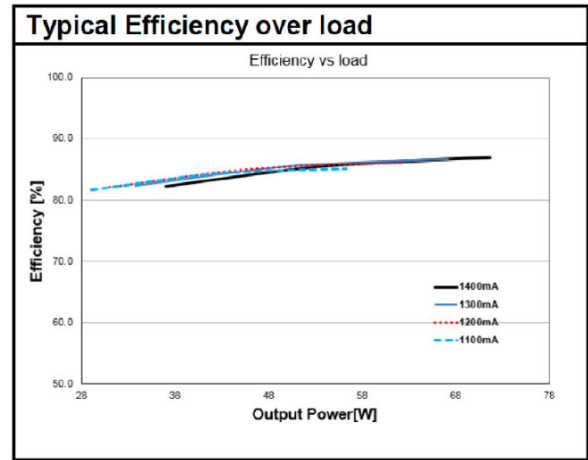
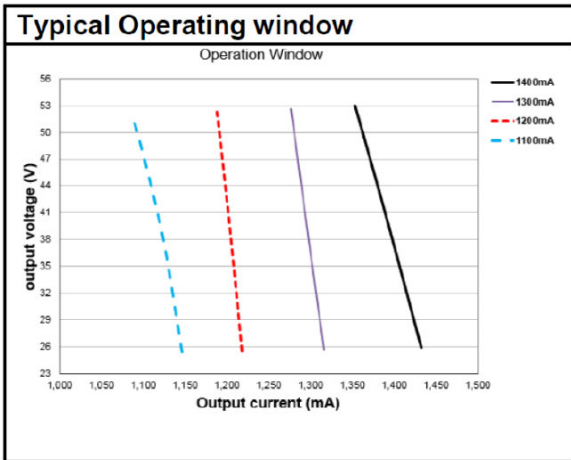


## Technical data

### Electrical data

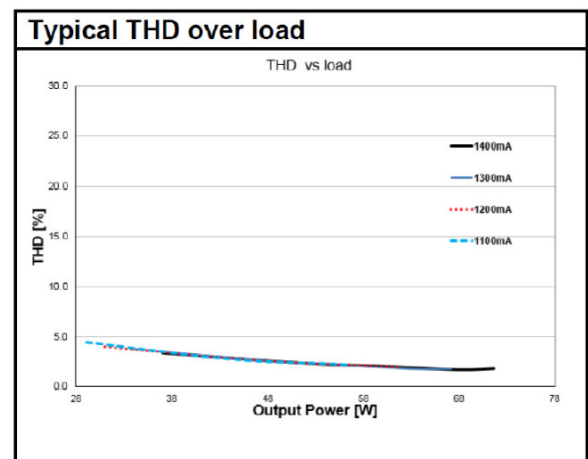
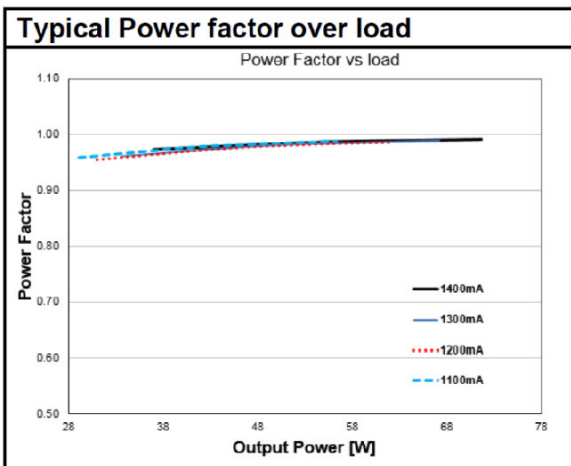
Nominal input voltage	220...240 V
Mains frequency	0/50/60 Hz
Input voltage AC	198...264 V <sup>1)</sup>
Input voltage DC	176...276 V
Current set	DipSwitch
Total harmonic distortion	< 20 %
Power factor $\lambda$	0.98
ECG efficiency	up to 87 %
Device power loss	11 W
Inrush current	40 A
Max. ECG no. on circuit breaker 10 A (B)	8
Max. ECG no. on circuit breaker 16 A (B)	13
Max. ECG no. on circuit breaker 25 A (B)	-
Surge capability (L/N-Ground)	2 kV
Surge capability (L-N)	1 kV
Nominal output voltage	27...51 V
U-OUT (working voltage)	< 60 V
Nominal output current	1100 / 1200 / 1300 / 1400 mA
Output current tolerance	$\pm 7.5$ %
Output ripple current (100 Hz)	< 5 %
Output PSTLM	$\leq 1$
Output SVM	$\leq 0.4$
Nominal output power	29.7...71.4 W
Galvanic isolation	SELV

<sup>1)</sup> Permitted voltage range



OT FIT 75220-2401A4 CS L G2 Operating Window

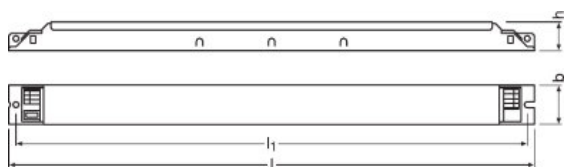
OT FIT 75220-2401A4 CS L G2 Typical Efficiency vs. Load (230 V 50 Hz)



OT FIT 75220-2401A4 CS L G2 Typical Power Factor vs. Load

OT FIT 75220-2401A4 CS L G2 Typical THD Vs Load

## Dimensions & weight



<b>Mounting hole spacing, length</b>	350.0 mm
<b>Product weight</b>	288.00 g
<b>Cable cross-section, input side</b>	0.5...1.5 mm <sup>2</sup>
<b>Cable cross-section, output side</b>	0.5...1.5 mm <sup>2</sup>
<b>Wire preparation length, input side</b>	8.5...9.5 mm
<b>Wire preparation length, output side</b>	8.5...9.5 mm
<b>Length</b>	360.0 mm
<b>Width</b>	30.0 mm
<b>Height</b>	21.0 mm

## Colors & materials

<b>Casing material</b>	Metal
------------------------	-------

## Temperatures & operating conditions

<b>Ambient temperature range</b>	-25...+50 °C
<b>Maximum temperature at tc test point</b>	80 °C
<b>Max.housing temperature in case of fault</b>	110 °C
<b>Temperature range at storage</b>	-25...85 °C
<b>Permitted rel. humidity during operation</b>	5...85 % <sup>1)</sup>

<sup>1)</sup> Maximum 56 days/year at 85 %

## Lifespan

<b>ECG lifetime</b>	50000 / 100000 h <sup>1)</sup>
---------------------	--------------------------------

<sup>1)</sup> At maximum  $T_c = 75^\circ\text{C}$  / 10% failure rate / At  $T_c = 65^\circ\text{C}$  / 10% failure rate

## Capabilities

<b>Dimmable</b>	No
-----------------	----

## Product datasheet

Overheating protection	Automatic reversible
Overload protection	Non-reversible
Short-circuit protection	Automatic reversible
No-load proof	Yes
Max. cable length to lamp/LED module	2.0 m
Suitable for fixtures with prot. class	I
Type of connection, output side	Push terminal
Number of channels	1

### Programming

Programming device	DIPswitch
--------------------	-----------









### Certificates & standards

Approval marks – approval	CE / EL / ENEC 05 / EAC / CCC / RCM / BIS
Standards	Acc. to EN 61347-1/Acc. to EN 61347-2-13/Acc. to EN 62384/Acc. to EN 61000-3-2/Acc. to EN 61000-3-3/Acc. to EN 61547
Protection class	I
Type of protection	IP20

### Logistical data

Commodity code	850440829000
----------------	--------------

### Download Data

File	
	User instruction OT FIT 35 55 75 220-240 CS L G2
	Product Datasheet OT FIT 75220&#150;2401400 CS L G2
	Certificates INOTEC Certificate OT FIT 751A4 CS L G2
	Certificates INOTEC Certificate OT FIT 751A4 CS L G2 appendix
	Certificates OT EMC 40038482 220421
	Certificates VDE ENEC Certificate 40046756
	Declarations of conformity OT FIT CS L G2 UK DoC 4281119 080321
	Declarations of conformity OT FIT CS L G2 CE 3666934 080321

## Product datasheet



Declarations of conformity  
711957\_Declaration of Conformity OT FIT CS L

### Logistical Data

Product code	Product description	Packaging unit (Pieces/Unit)	Dimensions (length x width x height)	Volume	Gross weight
4052899522572	OT FIT 75/220...240/1A4 CS L G2	Shipping carton box 20	385 mm x 160 mm x 100 mm	6.16 dm <sup>3</sup>	5931.00 g

The mentioned product code describes the smallest quantity unit which can be ordered. One shipping unit can contain one or more single products. When placing an order, for the quantity please enter single or multiples of a shipping unit.

### Disclaimer

Subject to change without notice. Errors and omission excepted. Always make sure to use the most recent release.