
Product datasheet

DULUX L 40 W/830 2G11

OSRAM DULUX L LUMILUX | CFLni, with 4-pin 2G11 base for ECG/CCG operation



Product datasheet

Technical data


Electrical data

Nominal wattage	40.00 W
Rated wattage	40.00 W

Photometrical data

Nominal luminous flux	3500 lm
Light color (designation)	LUMILUX Warm White
Luminous flux at	3500 lm
Rated luminous flux	3500 lm
Rated color temperature	3000 K
Rated LLMF at 4,000 h	0.90
Rated LLMF at 6,000 h	0.88
Rated LLMF at 8,000 h	0.85
Rated LLMF at 12,000 h	0.84
Rated LLMF at 16,000 h	0.81
Rated LLMF at 20,000 h	0.80
Luminance	2.3 cd/cm ²
Color rendering index Ra	≥80
Color temperature	3000 K
Luminous flux	3500 lm
Color rendering index Ra	80...89

Dimensions & weight



Diameter	17.5 mm
Overall length	530.5 mm
Tube diameter	17.5 mm
Length	533.0 mm

Product datasheet

Length acc. to IEC standard	535 mm
Length with base excl. base pins/connection	533.00 mm
Outer bulb	T17,5
Product weight	113.00 g
Maximum diameter	17.0 mm

Temperatures & operating conditions

Rated ambient temp.w.max.luminous flux	25.0 °C
--	---------

Lifespan

Rated lamp life time	20000 h
Service life	13000 h ¹⁾
Rated lamp survival factor at 2,000 h	0.99
Rated lamp survival factor at 4,000 h	0.99
Rated lamp survival factor at 6,000 h	0.99
Rated lamp survival factor at 8,000 h	0.99
Rated lamp survival factor at 12,000 h	0.95
Rated lamp survival factor at 16,000 h	0.81
Rated lamp survival factor at 20,000 h	0.50
Operation mode LLMF/LSF	HF
Lifespan	20000 h ¹⁾
Nominal lamp life time	20000 h

¹⁾ With preheat ECG

Additional product data

Base (standard designation)	2G11
Mercury content	2.5 mg
Appropriate disposal acc. to WEEE	Yes
Product remark	For ECG operation only

Capabilities

Dimmable	Yes
Suitable for indoor	Yes

Certificates & standards

Energy efficiency class	A+
Energy consumption	44 kWh/1000h

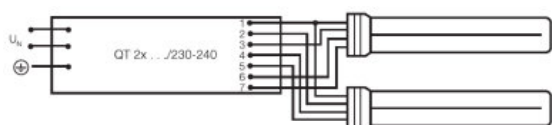
Country specific categorizations

Product datasheet

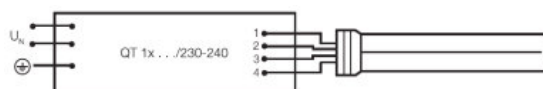
ILCOS	FSDH-40/830-/P/-2G11-43,9/533
Order reference	DULUX L 40W/830

Equipment / Accessories

- Suitable for standard control gears and starters
- Suitable for operation on electronic and conventional control gear



SERIES CONNECTION WITH QUICKTRONIC



SINGLE LAMP WITH QUICKTRONIC

Logistical Data

Product code	Product description	Packaging unit (Pieces/Unit)	Dimensions (length x width x height)	Volume	Gross weight
4050300298894	DULUX L 40 W/830 2G11	Shipping carton box 10 Pieces Folding carton box	136 mm x 103 mm x 578 mm	8.10 dm ³	1663.00 g

The mentioned product code describes the smallest quantity unit which can be ordered. One shipping unit can contain one or more single products. When placing an order, for the quantity please enter single or multiples of a shipping unit.

References / Links

For more information on QUICKTRONIC electronic control gear go to

- ▶ www.osram.com/QUICKTRONIC

For more information on the system guarantee and the terms and conditions of the guarantee visit

- ▶ www.osram.com/system-guarantee

Disclaimer

Subject to change without notice. Errors and omission excepted. Always make sure to use the most recent release.

OSRAM is distribution partner
of LEDVANCE of LAMPS

OSRAM

OSRAM GmbH
Marcel-Breuer-Strasse 6
80807 Munich, Germany

DULUX L 40 W/830 2G11

OSRAM DULUX L LUMILUX | CFLni, with 4-pin 2G11 base for ECG/CCG operation

Product name	Product name ECG	EAN	Nominal current	Nominal wattage + Power loss	Power factor λ [PIM]	Luminous flux at 35 °C
DULUX L 40 W/830 2G11	QTi 1x14/24/21/39 GII	4008321383334	0.19 A	44.00 W	0.98	3500 lm
	QTi 1x21/39 DIM	4050300870564	0.18 A	41.80 W	0.98	3500 lm
	QTi 2x14/24/21/39 GII	4008321383396	0.37 A	86.00 W	0.98	3500 lm
	QTi 2x21/39 DIM	4050300870694	0.36 A	82.00 W	0.97	3500 lm
	QTi DALI 1x21/39 DIM	4050300870366	0.18 A	41.80 W	0.98	3500 lm
	QTi DALI 2x21/39 DIM	4050300870489	0.36 A	82.00 W	0.97	3500 lm
	QTi DALI-T/E 1x18-57 DIM	4008321060808	0.20 A	45.00 W	0.98	3500 lm
	QTi DALI-T/E 2x18-42 DIM	4008321060822	0.38 A	87.00 W	0.99	3500 lm
	QTP-DL 2x36-40	4008321117922	0.21 A	90.00 W	0.99	3650 lm
	QTP-M 1x26-42	4008321329134	0.19 A	43.00 W	0.98	3500 lm
	QTP-OPTIMAL 1x18-40	4008321873743	0.20 A	44.00 W	0.98	3500 lm
	QTP-OPTIMAL 2x18-40	4008321873767	0.37 A	88.00 W	0.99	3500 lm

Product name	Product name ECG	EAN	Number of lighting outlets
DULUX L 40 W/830 2G11	QTi 1x14/24/21/39 GII	4008321383334	1
	QTi 1x21/39 DIM	4050300870564	1
	QTi 2x14/24/21/39 GII	4008321383396	2

Product datasheet

Product name	Product name ECG	EAN	Number of lighting outlets
	QTi 2x21/39 DIM	4050300870694	2
	QTi DALI 1x21/39 DIM	4050300870366	1
	QTi DALI 2x21/39 DIM	4050300870489	2
	QTi DALI-T/E 1x18-57 DIM	4008321060808	1
	QTi DALI-T/E 2x18-42 DIM	4008321060822	2
	QTP-DL 2x36-40	4008321117922	2
	QTP-M 1x26-42	4008321329134	1
	QTP-OPTIMAL 1x18-40	4008321873743	1
	QTP-OPTIMAL 2x18-40	4008321873767	2