
Product datasheet

DULUX L 24 W/827 2G11

OSRAM DULUX L LUMILUX | CFLni, with 4-pin 2G11 base for ECG/CCG operation



Product datasheet

Technical data


Electrical data

Nominal wattage	24.00 W
Rated wattage	24.00 W

Photometrical data

Nominal luminous flux	1800 lm
Light color (designation)	LUMILUX INTERNA
Luminous flux at	1800 lm
Rated luminous flux	1800 lm
Rated color temperature	2700 K
Rated LLMF at 4,000 h	0.90
Rated LLMF at 6,000 h	0.88
Rated LLMF at 8,000 h	0.85
Rated LLMF at 12,000 h	0.84
Rated LLMF at 16,000 h	0.81
Rated LLMF at 20,000 h	0.80
Luminance	2.1 cd/cm ²
Color rendering index Ra	≥80
Color temperature	2700 K
Luminous flux	1800 lm
Color rendering index Ra	80...89

Dimensions & weight



Diameter	17.5 mm
Overall length	314.5 mm
Tube diameter	17.5 mm
Length	317.0 mm

Product datasheet

Length acc. to IEC standard	320 mm
Length with base excl. base pins/connection	317.00 mm
Outer bulb	T16
Product weight	76.00 g
Maximum diameter	17.0 mm

Temperatures & operating conditions

Rated ambient temp.w.max.luminous flux	25.0 °C
--	---------

Lifespan

Rated lamp life time	20000 h
Service life	13000 h ¹⁾
Rated lamp survival factor at 2,000 h	0.99
Rated lamp survival factor at 4,000 h	0.99
Rated lamp survival factor at 6,000 h	0.99
Rated lamp survival factor at 8,000 h	0.99
Rated lamp survival factor at 12,000 h	0.95
Rated lamp survival factor at 16,000 h	0.81
Rated lamp survival factor at 20,000 h	0.50
Operation mode LLMF/LSF	HF
Lifespan	20000 h ¹⁾
Nominal lamp life time	20000 h

¹⁾ With preheat ECG

Additional product data

Base (standard designation)	2G11
Mercury content	2.3 mg
Appropriate disposal acc. to WEEE	Yes
Product remark	For ECG and CCG operation

Capabilities

Dimmable	Yes
Suitable for indoor	Yes

Certificates & standards

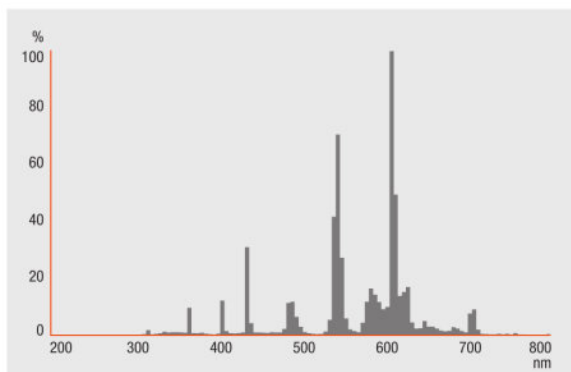
Energy efficiency class	A
Energy consumption	27 kWh/1000h

Country specific categorizations

Product datasheet

ILCOS	FSD-24/827-E-2G11-43,9/317
Order reference	DULUX L 24W/827

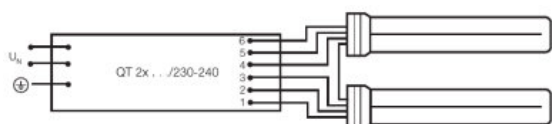
Light Distribution



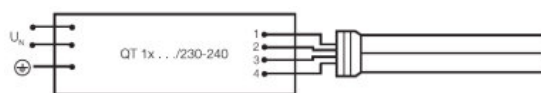
FL_827

Equipment / Accessories

- Suitable for standard control gears and starters
- Suitable for operation on electronic and conventional control gear



SERIES CONNECTION WITH QUICKTRONIC



SINGLE LAMP WITH QUICKTRONIC

Product datasheet

SINGLE LAMP STARTER ST 111 OR ST 171

Logistical Data

Product code	Product description	Packaging unit (Pieces/Unit)	Dimensions (length x width x height)	Volume	Gross weight
4050300010779	DULUX L 24 W/827 2G11	Shipping carton box 10 Pieces Folding carton box	361 mm x 103 mm x 136 mm	5.06 dm ³	1076.50 g

The mentioned product code describes the smallest quantity unit which can be ordered. One shipping unit can contain one or more single products. When placing an order, for the quantity please enter single or multiples of a shipping unit.

References / Links

For more information on QUICKTRONIC electronic control gear go to

▶ www.osram.com/QUICKTRONIC

For more information on the system guarantee and the terms and conditions of the guarantee visit

▶ www.osram.com/system-guarantee

Disclaimer

Subject to change without notice. Errors and omission excepted. Always make sure to use the most recent release.

OSRAM is distribution partner
of LEDVANCE of LAMPS

OSRAM

OSRAM GmbH
Marcel-Breuer-Strasse 6
80807 Munich, Germany

DULUX L 24 W/827 2G11

OSRAM DULUX L LUMILUX | CFLni, with 4-pin 2G11 base for ECG/CCG operation

Product name	Product name ECG	EAN	Nominal current	Nominal wattage + Power loss	Power factor λ [PIM]	Luminous flux at 35 °C
DULUX L 24 W/827 2G11	QT-ECO 1x18-24/220-240 S	4050300638560	0.16 A	22.50 W	0.60 c	1600 lm
	QTi 1x14/24 DIM	4050300870922	0.11 A	25.00 W	0.98	1800 lm
	QTi 2x14/24 DIM	4050300870946	0.22 A	49.00 W	0.98	1800 lm
	QTi 3x14/24 DIM	4008321069719	0.32 A	73.00 W	0.99	1800 lm
	QTi 4x14/24 DIM	4008321069993	0.43 A	98.00 W	0.99	1800 lm
	QTi DALI 1x14/24 DIM	4050300870380	0.11 A	25.00 W	0.98	1600 lm
	QTi DALI 2x14/24 DIM	4050300870861	0.22 A	49.00 W	0.98	1800 lm
	QTi DALI 3x14/24 DIM	4008321069955	0.32 A	73.00 W	0.99	1800 lm
	QTi DALI 4x14/24 DIM	4008321070036	0.43 A	98.00 W	0.99	1800 lm
	QTi DALI-T/E 1x18-57 DIM	4008321060808	0.12 A	26.00 W	0.96	1200 lm
	QTi DALI-T/E 2x18-42 DIM	4008321060822	0.22 A	51.00 W	0.97	1200 lm
	QT-M 2x26-42/220-240 S	4008321110022	0.23 A	54.00 W	0.97	1750 lm
	QTP-M 1x26-42	4008321329134	0.12 A	25.00 W	0.94 c	1750 lm
	QTP-M 2x26-32	4008321329158	0.22 A	48.00 W	0.97	1750 lm
	QTP-OPTIMAL 1x18-40	4008321873743	0.12 A	27.00 W	0.95	1750 lm
	QTP-OPTIMAL 2x18-40	4008321873767	0.23 A	53.00 W	0.98	1750 lm

Product datasheet

Product name	Product name ECG	EAN	Number of lighting outlets
DULUX L 24 W/827 2G11	QT-ECO 1x18-24/220-240 S	4050300638560	1
	QTi 1x14/24 DIM	4050300870922	1
	QTi 2x14/24 DIM	4050300870946	2
	QTi 3x14/24 DIM	4008321069719	3
	QTi 4x14/24 DIM	4008321069993	4
	QTi DALI 1x14/24 DIM	4050300870380	1
	QTi DALI 2x14/24 DIM	4050300870861	2
	QTi DALI 3x14/24 DIM	4008321069955	3
	QTi DALI 4x14/24 DIM	4008321070036	4
	QTi DALI-T/E 1x18-57 DIM	4008321060808	1
	QTi DALI-T/E 2x18-42 DIM	4008321060822	2
	QT-M 2x26-42/220-240 S	4008321110022	2
	QTP-M 1x26-42	4008321329134	1
	QTP-M 2x26-32	4008321329158	2
	QTP-OPTIMAL 1x18-40	4008321873743	1
	QTP-OPTIMAL 2x18-40	4008321873767	2