

Product datasheet

DULUX L 36 W/930 2G11

OSRAM DULUX L LUMILUX DE LUXE | CFLni, with 4-pin 2G11 base for ECG/CCG operation, high color rendering

- Offices, public buildings Shops Supermarkets and department stores Hotels, restaurants Industry



- Very economical and efficient Good quality of light Outstanding luminous efficiency Long service life Improved maintenance



Product datasheet

Technical data


Electrical data

Nominal wattage	36.00 W
Rated wattage	36.00 W

Photometrical data

Nominal luminous flux	2350 lm
Light color (designation)	LUMILUX DE LUXE Warm White
Luminous flux at	2350 lm
Rated luminous flux	2350 lm
Rated color temperature	3000 K
Rated LLMF at 4,000 h	0.85
Rated LLMF at 6,000 h	0.83
Rated LLMF at 8,000 h	0.81
Rated LLMF at 12,000 h	0.79
Rated LLMF at 16,000 h	0.78
Rated LLMF at 20,000 h	0.76
Luminance	2.8 cd/cm ²
Color rendering index Ra	≥90
Color temperature	3000 K
Luminous flux	2350 lm
Color rendering index Ra	≥90

Dimensions & weight



Diameter	17.5 mm
Overall length	408.5 mm
Tube diameter	17.5 mm
Length	411.0 mm

Product datasheet

Length with base excl. base pins/connection	411.00 mm
Outer bulb	T16
Product weight	94.00 g
Maximum diameter	17.0 mm

Temperatures & operating conditions

Rated ambient temp.w.max.luminous flux	25.0 °C
--	---------

Lifespan

Rated lamp life time	20000 h
Service life	13000 h
Rated lamp survival factor at 2,000 h	0.99
Rated lamp survival factor at 4,000 h	0.99
Rated lamp survival factor at 6,000 h	0.99
Rated lamp survival factor at 8,000 h	0.99
Rated lamp survival factor at 12,000 h	0.95
Rated lamp survival factor at 16,000 h	0.81
Rated lamp survival factor at 20,000 h	0.50
Operation mode LLMF/LSF	HF
Lifespan	20000 h ¹⁾
Nominal lamp life time	20000 h

¹⁾ With preheat ECG

Additional product data

Base (standard designation)	2G11
Mercury content	2.3 mg
Appropriate disposal acc. to WEEE	Yes
Product remark	For ECG and CCG operation

Capabilities

Suitable for indoor	Yes
---------------------	-----

Certificates & standards

Energy efficiency class	A
Energy consumption	40 kWh/1000h

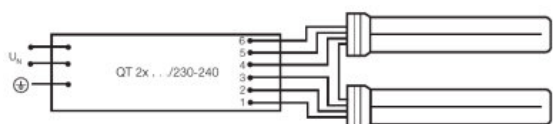
Country specific categorizations

ILCOS	FSD-36/930-E-2G11-43,9/411
Order reference	DULUX L 36W/930

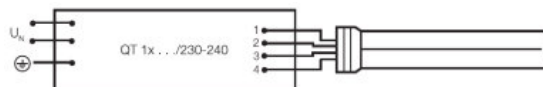
Product datasheet

Equipment / Accessories

- Suitable for operation on electronic and conventional control gear



SERIES CONNECTION WITH QUICKTRONIC



SINGLE LAMP WITH QUICKTRONIC

SINGLE LAMP STARTER ST 111 OR ST 171

Logistical Data

Product code	Product description	Packaging unit (Pieces/Unit)	Dimensions (length x width x height)	Volume	Gross weight
4050300018393	DULUX L 36 W/930 2G11	Shipping carton box 10 Pieces Folding carton box	455 mm x 103 mm x 136 mm	6.37 dm ³	1395.75 g

The mentioned product code describes the smallest quantity unit which can be ordered. One shipping unit can contain one or more single products. When placing an order, for the quantity please enter single or multiples of a shipping unit.

References / Links

For more information on QUICKTRONIC electronic control gear go to

Product datasheet

▶ www.osram.com/QUICKTRONIC

Disclaimer

Subject to change without notice. Errors and omission excepted. Always make sure to use the most recent release.

OSRAM is distribution partner
of LEDVANCE of LAMPS

OSRAM

OSRAM GmbH
Marcel-Breuer-Strasse 6
80807 Munich, Germany