

---

# Product datasheet

## DULUX D/E 13 W/840

OSRAM DULUX D/E | CFLni, 2 tubes, with 4-pin base for ECG operation



## Product datasheet

### Technical data

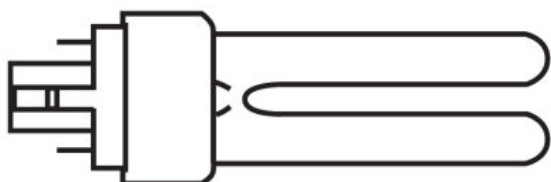
#### Electrical data

|                                     |   |
|-------------------------------------|---|
| Nominal wattage                     | 13.00 W   |
| Rated lamp efficacy (HF data 25 °C) | Under clarification by authority and standardization body |
| Rated wattage                       | 13.00 W   |

#### Photometrical data

|                           |                    |
|---------------------------|--------------------|
| Nominal luminous flux     | 900 lm             |
| Light color (designation) | LUMILUX Cool White |
| Luminous flux at          | 900 lm             |
| Rated luminous flux       | 900 lm             |
| Rated color temperature   | 4000 K             |
| Rated LLMF at 2,000 h     | 0.90               |
| Rated LLMF at 4,000 h     | 0.84               |
| Rated LLMF at 6,000 h     | 0.83               |
| Rated LLMF at 8,000 h     | 0.81               |
| Rated LLMF at 12,000 h    | 0.79               |
| Rated LLMF at 16,000 h    | 0.78               |
| Rated LLMF at 20,000 h    | 0.77               |
| Color rendering index Ra  | ≥80                |
| Color temperature         | 4000 K             |
| Luminous flux             | 900 lm             |
| Color rendering index Ra  | 80...89            |

#### Dimensions & weight



|                |          |
|----------------|----------|
| Diameter       | 12.0 mm  |
| Overall length | 129.0 mm |

## Product datasheet

|   |           |
|---|-----------|
| Length                                      | 131.0 mm  |
| Length acc. to IEC standard                 | 130 mm    |
| Length with base excl. base pins/connection | 115.00 mm |
| Outer bulb                                  | T11       |
| Product weight                              | 40.00 g   |
| Maximum diameter                            | 11.0 mm   |

### Lifespan

|  |                       |
|--|-----------------------|
| Rated lamp life time                   | 20000 h               |
| Service life                           | 13000 h <sup>1)</sup> |
| Rated lamp survival factor at 2,000 h  | 0.99                  |
| Rated lamp survival factor at 4,000 h  | 0.99                  |
| Rated lamp survival factor at 6,000 h  | 0.99                  |
| Rated lamp survival factor at 8,000 h  | 0.99                  |
| Rated lamp survival factor at 12,000 h | 0.95                  |
| Rated lamp survival factor at 16,000 h | 0.81                  |
| Rated lamp survival factor at 20,000 h | 0.50                  |
| Operation mode LLMF/LSF                | HF                    |
| Lifespan                               | 20000 h <sup>1)</sup> |
| Nominal lamp life time                 | 20000 h               |

<sup>1)</sup> With preheat ECG

### Additional product data

|                                   |        |
|-----------------------------------|--------|
| Base (standard designation)       | G24q-1 |
| Mercury content                   | 1.3 mg |
| Appropriate disposal acc. to WEEE | Yes    |

### Capabilities

|                     |     |
|---------------------|-----|
| Dimmable            | Yes |
| Suitable for indoor | Yes |

### Certificates & standards

|                         |              |
|-------------------------|--------------|
| Energy efficiency class | A            |
| Energy consumption      | 15 kWh/1000h |

### Country specific categorizations

|                 |                        |
|-----------------|------------------------|
| ILCOS           | FSQH-13/840-/P/-G24q-1 |
| Order reference | DULUX D/E 13W/8        |

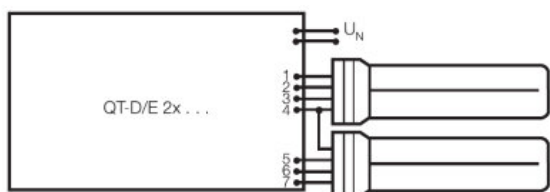
Light Distribution



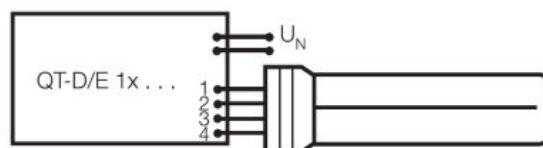
FL\_840

Equipment / Accessories

- Suitable for operation on electronic control gear



SERIES CONNECTION WITH QUICKTRONIC QT-DE



SINGLE LAMP WITH QUICKTRONIC QT-DE

Logistical Data

| Product code | Product description | Packaging unit (Pieces/Unit) | Dimensions (length x width x height) | Volume | Gross weight |
|--------------|---------------------|------------------------------|--------------------------------------|--------|--------------|
|--------------|---------------------|------------------------------|--------------------------------------|--------|--------------|

## Product datasheet

---

|               |                       |  |                             |                      |          |
|---------------|-----------------------|--|-----------------------------|----------------------|----------|
| 4050300017594 | DULUX D/E 13<br>W/840 | Shipping carton box<br>10 Pieces Folding<br>carton box | 187 mm x 153 mm x<br>111 mm | 3.18 dm <sup>3</sup> | 543.00 g |
|---------------|-----------------------|--|-----------------------------|----------------------|----------|

---

The mentioned product code describes the smallest quantity unit which can be ordered. One shipping unit can contain one or more single products. When placing an order, for the quantity please enter single or multiples of a shipping unit.

---

### References / Links

For more information on QUICKTRONIC electronic control gear go to

▶ [www.osram.com/QUICKTRONIC](http://www.osram.com/QUICKTRONIC)

---

### Disclaimer

Subject to change without notice. Errors and omission excepted. Always make sure to use the most recent release.

OSRAM is distribution partner  
of LEDVANCE of LAMPS

**OSRAM**

OSRAM GmbH  
Marcel-Breuer-Strasse 6  
80807 Munich, Germany

## DULUX D/E 13 W/840

OSRAM DULUX D/E | CFLni, 2 tubes, with 4-pin base for ECG operation

| Product name       | Product name ECG        | EAN           | Nominal current | Nominal wattage + Power loss | Power factor $\lambda$ [PIM] | Luminous flux at 25 °C |
|--------------------|-------------------------|---------------|-----------------|------------------------------|------------------------------|------------------------|
| DULUX D/E 13 W/840 | QT-ECO 1x4-16/220-240 S | 4050300638584 | 0.10 A          | 14.00 W                      | 0.60 c                       | 850 lm                 |
|                    | QTP-D/E 1x10-13         | 4008321181572 | 0.07 A          | 15.00 W                      | 0.95                         | 900 lm                 |
|                    | QTP-D/E 2x10-13         | 4008321181596 | 0.13 A          | 29.00 W                      | 0.95                         | 2*900 lm               |

| Product name       | Product name ECG        | EAN           | Number of lighting outlets | EEL – Energy Label |
|--------------------|-------------------------|---------------|----------------------------|--------------------|
| DULUX D/E 13 W/840 | QT-ECO 1x4-16/220-240 S | 4050300638584 | 1                          | A2                 |
|                    | QTP-D/E 1x10-13         | 4008321181572 | 1                          |                    |
|                    | QTP-D/E 2x10-13         | 4008321181596 | 2                          |                    |