
Product datasheet

DULUX T/E CONSTANT 32 W/840

OSRAM DULUX T/E CONSTANT | CFLni, 3 tubes, with 4-pin base for ECG operation, Constant



Product datasheet

Technical data

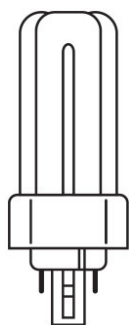
Electrical data

Nominal wattage	32.00 W
Rated lamp efficacy (HF data 25 °C)	75 lm/W
Rated wattage	32.00 W

Photometrical data

Nominal luminous flux	2400 lm
Light color (designation)	LUMILUX Cool White
Luminous flux at	2400 lm
Rated luminous flux	2400 lm
Rated color temperature	4000 K
Rated LLMF at 2,000 h	0.90
Rated LLMF at 4,000 h	0.84
Rated LLMF at 6,000 h	0.83
Rated LLMF at 8,000 h	0.81
Rated LLMF at 12,000 h	0.79
Rated LLMF at 16,000 h	0.78
Rated LLMF at 20,000 h	0.77
Color rendering index Ra	≥80
Color temperature	4000 K
Luminous flux	2400 lm
Color rendering index Ra	≥80

Dimensions & weight



Diameter	12.0 mm
Overall length	142.0 mm
Length	144.0 mm

Product datasheet

Length acc. to IEC standard	145 mm
Length with base excl. base pins/connection	128.00 mm
Outer bulb	T12X3
Product weight	68.00 g
Maximum diameter	12.0 mm

Lifespan

Rated lamp life time	20000 h
Service life	13000 h
Rated lamp survival factor at 2,000 h	0.99
Rated lamp survival factor at 4,000 h	0.99
Rated lamp survival factor at 6,000 h	0.99
Rated lamp survival factor at 8,000 h	0.99
Rated lamp survival factor at 12,000 h	0.95
Rated lamp survival factor at 16,000 h	0.81
Rated lamp survival factor at 20,000 h	0.50
Operation mode LLMF/LSF	HF
Lifespan	20000 h ¹⁾
Nominal lamp life time	20000 h

¹⁾ With preheat ECG

Additional product data

Base (standard designation)	GX24q-3
Mercury content	2.0 mg
Appropriate disposal acc. to WEEE	Yes
Product remark	For ECG operation only

Capabilities

Dimmable	Yes
----------	-----

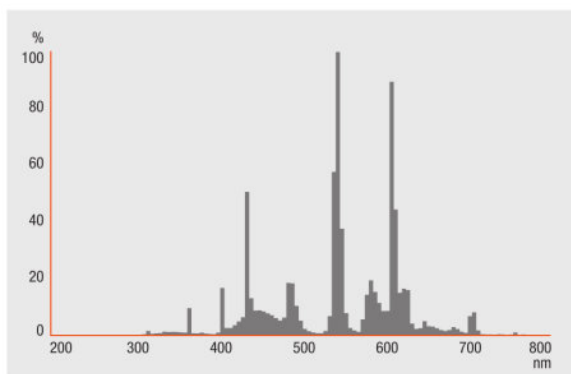
Certificates & standards

Energy efficiency class	A
Energy consumption	36 kWh/1000h

Country specific categorizations

ILCOS	FSMH/L/H-32/840-/P/-GX24q-3
Order reference	DULUX T/E 32W/8

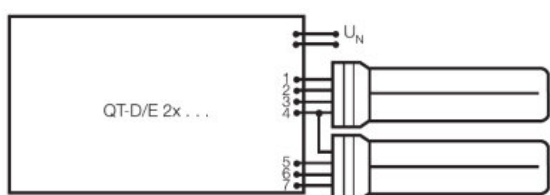
Light Distribution



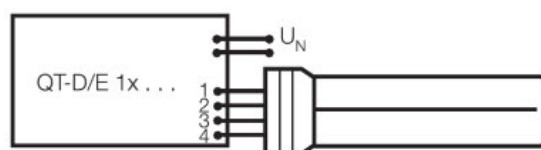
FL_840

Equipment / Accessories

- Suitable for operation on electronic control gear



SERIES CONNECTION WITH QUICKTRONIC QT-DE



SINGLE LAMP WITH QUICKTRONIC QT-DE

Logistical Data

Product code	Product description	Packaging unit (Pieces/Unit)	Dimensions (length x width x height)	Volume	Gross weight
--------------	---------------------	------------------------------	--------------------------------------	--------	--------------

Product datasheet

4050300425504	DULUX T/E CONSTANT 32 W/840	Shipping carton box 10 Pieces Folding carton box	256 mm x 171 mm x 129 mm	5.65 dm ³	901.00 g
---------------	-----------------------------------	--	-----------------------------	----------------------	----------

The mentioned product code describes the smallest quantity unit which can be ordered. One shipping unit can contain one or more single products. When placing an order, for the quantity please enter single or multiples of a shipping unit.

References / Links

For more information on QUICKTRONIC electronic control gear go to

▶ www.osram.com/QUICKTRONIC

Disclaimer

Subject to change without notice. Errors and omission excepted. Always make sure to use the most recent release.

OSRAM is distribution partner
of LEDVANCE of LAMPS

OSRAM

OSRAM GmbH
Marcel-Breuer-Strasse 6
80807 Munich, Germany

DULUX T/E CONSTANT 32 W/840

OSRAM DULUX T/E CONSTANT | CFLni, 3 tubes, with 4-pin base for ECG operation, Constant

Product name	Product name ECG	EAN	Nominal current	Nominal wattage + Power loss	Power factor λ [PIM]	Luminous flux at 25 °C
DULUX T/E CONSTANT 32 W/840	QTi DALI-T/E 1x18-57 DIM	4008321060808	0.16 A	36.00 W	0.98	2400 lm
	QTi DALI-T/E 2x18-42 DIM	4008321060822	0.30 A	69.00 W	0.99	2400 lm
	QTi-T/E 1x18-57 DIM	4008321060860	0.16 A	36.00 W	0.98	2400 lm
	QTi-T/E 2x18-42 DIM	4008321060846	0.30 A	69.00 W	0.99	2400 lm
	QT-M 2x26-42/220-240 S	4008321110022	0.30 A	70.00 W	0.97	2400 lm
	QTP-M 1x26-42	4008321329134	0.16 A	35.00 W	0.97	2400 lm
	QTP-M 2x26-32	4008321329158	0.30 A	68.00 W	0.97	2400 lm
	QTP-T/E 1x26-42, (2x26)	4008321537089	0.15 A	35.00 W	0.95	2400 lm

Product name	Product name ECG	EAN	Number of lighting outlets
DULUX T/E CONSTANT 32 W/840	QTi DALI-T/E 1x18-57 DIM	4008321060808	1
	QTi DALI-T/E 2x18-42 DIM	4008321060822	2
	QTi-T/E 1x18-57 DIM	4008321060860	1
	QTi-T/E 2x18-42 DIM	4008321060846	2
	QT-M 2x26-42/220-240 S	4008321110022	2
	QTP-M 1x26-42	4008321329134	1
	QTP-M 2x26-32	4008321329158	2

Product datasheet

Product name	Product name ECG	EAN	Number of lighting outlets
	QTP-T/E 1x26-42, (2x26)	4008321537089	1