
Product datasheet

DULUX T/E PLUS 26 W/840

OSRAM DULUX T/E PLUS | CFLni, 3 tubes, with 4-pin base for ECG operation



- Offices, public buildings Shops Supermarkets and department stores Hotels, restaurants Industrial lighting

- Extremely economical Good quality of light Excellent luminous flux Long service life Improved maintenance OSRAM System+ Guarantee in combination with OSRAM QUICKTRONIC ECG



Product datasheet

Technical data

Electrical data

Nominal wattage	26.00 W
Rated lamp efficacy (HF data 25 °C)	Under clarification by authority and standardization body
Rated wattage	26.50 W

Photometrical data

Nominal luminous flux	1800 lm
Light color (designation)	LUMILUX Cool White
Luminous flux at	1800 lm
Rated luminous flux	1800 lm
Rated color temperature	4000 K
Rated LLMF at 2,000 h	0.90
Rated LLMF at 4,000 h	0.84
Rated LLMF at 6,000 h	0.83
Rated LLMF at 8,000 h	0.81
Rated LLMF at 12,000 h	0.79
Rated LLMF at 16,000 h	0.78
Rated LLMF at 20,000 h	0.76
Color rendering index Ra	≥80
Color temperature	4000 K
Luminous flux	1800 lm
Color rendering index Ra	80...89

Dimensions & weight



Diameter	12.0 mm
Overall length	130.0 mm

Product datasheet

Length	132.0 mm
Length acc. to IEC standard	130 mm
Length with base excl. base pins/connection	116.00 mm
Outer bulb	T12X3
Product weight	62.00 g
Maximum diameter	12.0 mm

Lifespan

Rated lamp life time	20000 h
Service life	13000 h ¹⁾
Rated lamp survival factor at 2,000 h	0.99
Rated lamp survival factor at 4,000 h	0.99
Rated lamp survival factor at 6,000 h	0.99
Rated lamp survival factor at 8,000 h	0.99
Rated lamp survival factor at 12,000 h	0.95
Rated lamp survival factor at 16,000 h	0.81
Rated lamp survival factor at 20,000 h	0.50
Operation mode LLMF/LSF	HF
Lifespan	20000 h ¹⁾
Nominal lamp life time	20000 h

¹⁾ With preheat ECG

Additional product data

Base (standard designation)	GX24q-3
Mercury content	1.7 mg
Appropriate disposal acc. to WEEE	Yes
Product remark	For ECG operation only

Capabilities

Dimmable	Yes
----------	-----

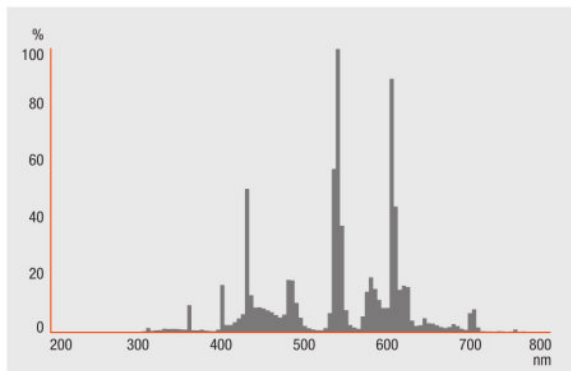
Certificates & standards

Energy efficiency class	A
Energy consumption	30 kWh/1000h

Country specific categorizations

ILCOS	FSMH-26/840-/P/-GX24q-3
Order reference	DULUX T/E 26W/8

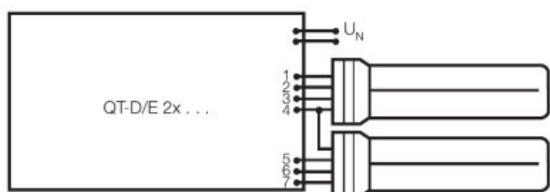
Light Distribution



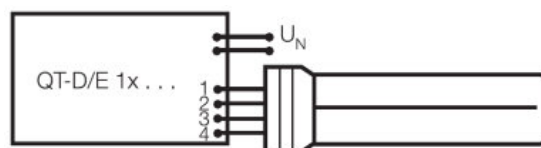
FL_840

Equipment / Accessories

- Suitable for operation on electronic control gear



SERIES CONNECTION WITH QUICKTRONIC QT-DE



SINGLE LAMP WITH QUICKTRONIC QT-DE

Product datasheet

SINGLE LAMP WITH CONTROL GEAR

Logistical Data

Product code	Product description	Packaging unit (Pieces/Unit)	Dimensions (length x width x height)	Volume	Gross weight
4050300342283	DULUX T/E PLUS 26 W/840	Shipping carton box 10 Pieces Folding carton box	260 mm x 159 mm x 116 mm	4.80 dm ³	853.00 g

The mentioned product code describes the smallest quantity unit which can be ordered. One shipping unit can contain one or more single products. When placing an order, for the quantity please enter single or multiples of a shipping unit.

References / Links

For more information on QUICKTRONIC electronic control gear go to

▶ www.osram.com/QUICKTRONIC

Disclaimer

Subject to change without notice. Errors and omission excepted. Always make sure to use the most recent release.

OSRAM is distribution partner
of LEDVANCE of LAMPS

OSRAM

OSRAM GmbH
Marcel-Breuer-Strasse 6
80807 Munich, Germany

DULUX T/E PLUS 26 W/840

OSRAM DULUX T/E PLUS | CFLni, 3 tubes, with 4-pin base for ECG operation

Product name	Product name ECG	EAN	Nominal current	Nominal wattage + Power loss	Power factor λ [PIM]	Luminous flux at 25 °C
DULUX T/E PLUS 26 W/840	QT-ECO 1x26/220-240 S	4008321065971	0.18 A	23.50 W	0.60 c	1600 lm
	QTi DALI-T/E 1x18-57 DIM	4008321060808	0.13 A	29.00 W	0.97	1800 lm
	QTi DALI-T/E 2x18-42 DIM	4008321060822	0.25 A	56.00 W	0.98	1800 lm
	QTi-T/E 1x18-57 DIM	4008321060860	0.13 A	29.00 W	0.97	1800 lm
	QTi-T/E 2x18-42 DIM	4008321060846	0.25 A	56.00 W	0.98	1800 lm
	QT-M 2x26-42/220-240 S	4008321110022	0.23 A	54.00 W	0.97	1800 lm
	QTP-M 1x26-42	4008321329134	0.12 A	27.00 W	0.95	1750 lm
	QTP-M 2x26-32	4008321329158	0.24 A	53.00 W	0.97	1750 lm
	QTP-T/E (1x26-42), 2x26	4008321537089	0.24 A	54.00 W	0.98	1750 lm
	QTP-T/E 1x26-42, (2x26)	4008321537089	0.13 A	28.00 W	0.95	1750 lm

Product name	Product name ECG	EAN	Number of lighting outlets	EEI – Energy Label
DULUX T/E PLUS 26 W/840	QT-ECO 1x26/220-240 S	4008321065971	1	A2 BAT
	QTi DALI-T/E 1x18-57 DIM	4008321060808	1	
	QTi DALI-T/E 2x18-42 DIM	4008321060822	2	
	QTi-T/E 1x18-57 DIM	4008321060860	1	
	QTi-T/E 2x18-42 DIM	4008321060846	2	

Product datasheet

Product name	Product name ECG	EAN	Number of lighting outlets	EEL – Energy Label
	QT-M 2x26-42/220-240 S	4008321110022	2	
	QTP-M 1x26-42	4008321329134	1	
	QTP-M 2x26-32	4008321329158	2	
	QTP-T/E (1x26-42), 2x26	4008321537089	2	
	QTP-T/E 1x26-42, (2x26)	4008321537089	1	